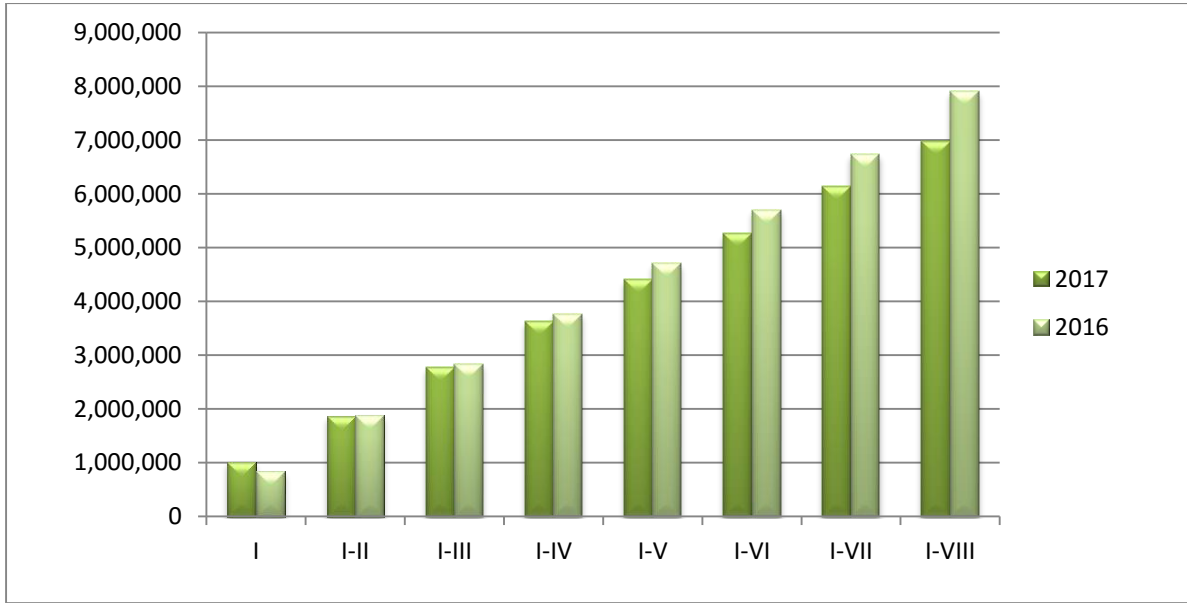
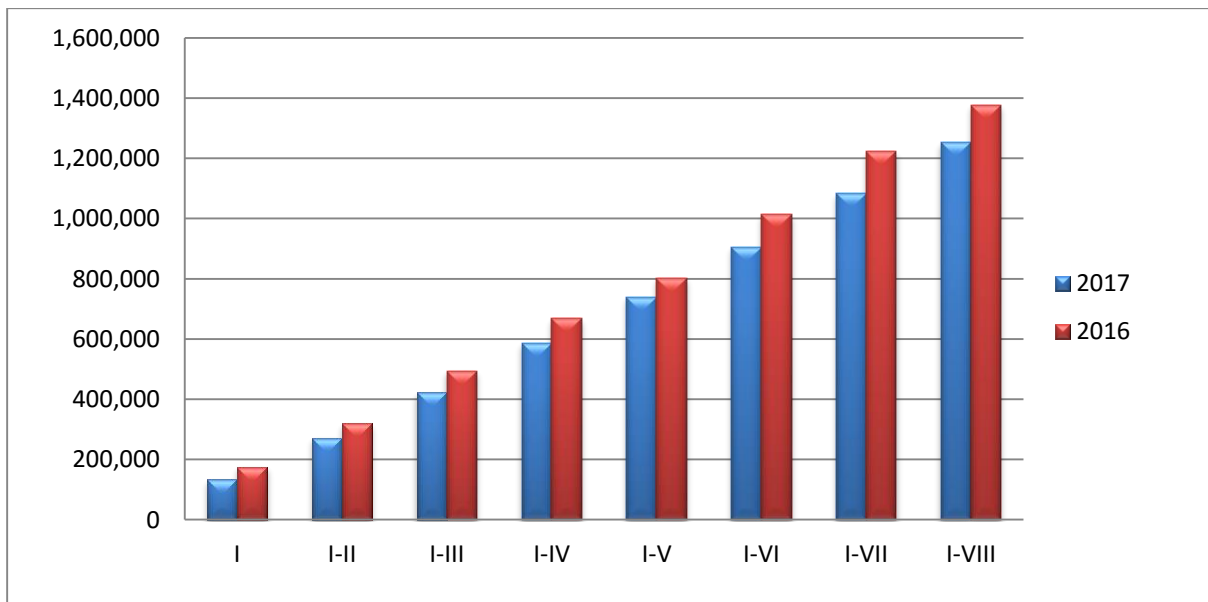


გადაზიდული ტვირთების რაოდენობა გადაზიდვის სახეობების მიხედვით ტონეზში

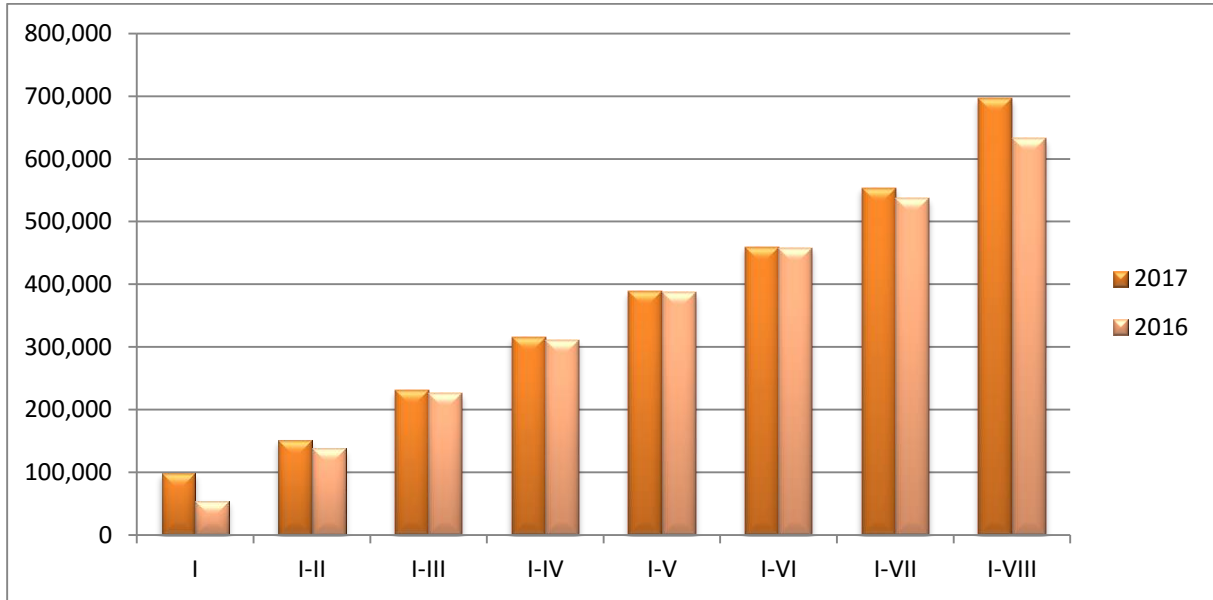
სულ გადაზიდვა	I	I-II	I-III	I-IV	I-V	I-VI	I-VII	I-VIII
2017	1,010,465	1,857,182	2,771,406	3,625,560	4,406,730	5,264,393	6,136,415	6,988,580
2016	843,490	1,873,492	2,836,553	3,763,328	4,707,082	5,700,378	6,731,386	7,908,319



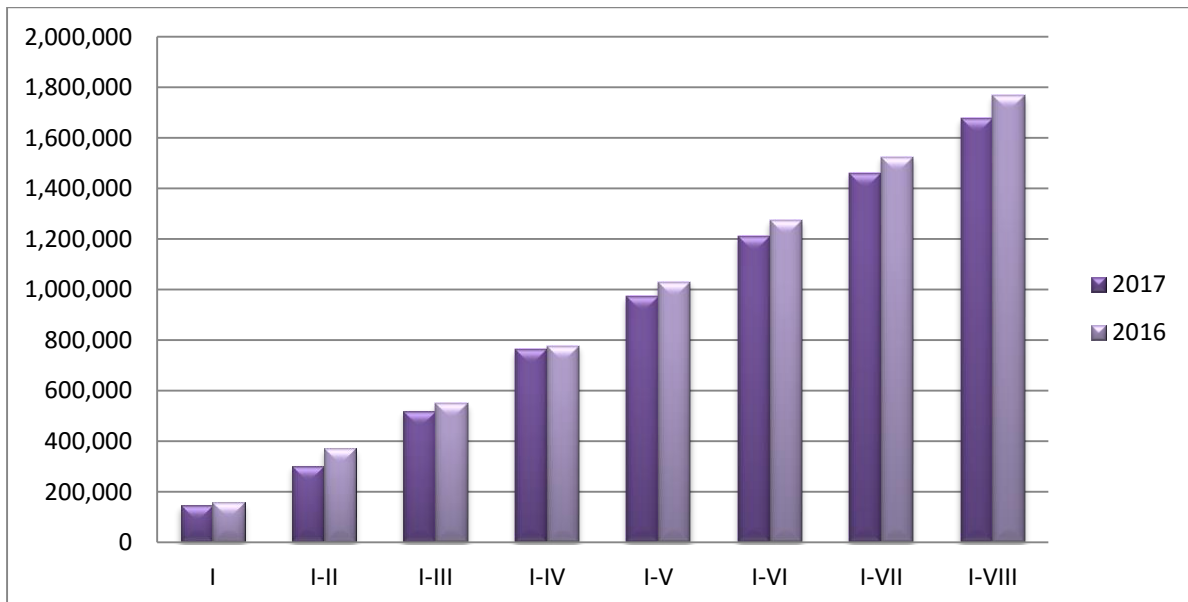
ადგილობრივი	I	I-II	I-III	I-IV	I-V	I-VI	I-VII	I-VIII
2017	132,579	271,376	421,658	586,786	738,706	905,336	1,083,403	1,252,229
2016	174,558	319,426	494,576	669,144	803,020	1,012,735	1,222,938	1,377,461



ექსპორტი	I	I-II	I-III	I-IV	I-V	I-VI	I-VII	I-VIII
2017	98,096	150,182	230,747	314,412	388,383	459,299	553,135	696,127
2016	54,219	137,535	226,310	310,455	386,864	457,954	536,852	632,627



იმპორტი	I	I-II	I-III	I-IV	I-V	I-VI	I-VII	I-VIII
2017	144,562	302,533	519,331	762,450	972,410	1,212,578	1,460,587	1,677,170
2016	157,339	370,566	548,843	776,238	1,028,930	1,274,186	1,525,283	1,769,083



တိုက်ရိုက်စာရင်း	I	I-II	I-III	I-IV	I-V	I-VI	I-VII	I-VIII
2017	635,228	1,133,091	1,599,669	1,961,912	2,307,231	2,687,180	3,039,290	3,363,054
2016	457,373	1,045,965	1,566,824	2,007,491	2,488,268	2,955,503	3,446,313	4,129,149

